

SPICER

Hand-made Tiles and Fittings

*Making affordable, honest, British
handmade clay tiles in Kent since 1989*



HISTORY

The Spicer family have been producing tiles which have adorned roofs around the Garden of England and beyond, for over 30 years. With manufacturing secrets and passion passed down generations, the addition of Spicer Tiles is a sure sign of care and consideration to any project.

1979

Andrew began his career as a roofer aged just 15.

1987
After much trial and error, Andrew perfected the manufacturing of peg tiles, so with the help of Jane's parents, Ray and Cynthia, they bought a small electric kiln to produce enough tiles to supply the local tradesmen from a small outbuilding in Wittersham.

1988
After much trial and error, Andrew perfected the manufacturing of peg tiles, so with the help of Jane's parents, Ray and Cynthia, they bought a small electric kiln to produce enough tiles to supply the local tradesmen from a small outbuilding in Wittersham.

1987
Andrew discovered fired clay in a forest and began experimenting and making tiles.

1989
Due to demand, a much bigger kiln was needed, Janes father sourced a second hand intermittent kiln in Wales, perfect for what was needed.

In 2018 the Spicer Family are all very much involved with the business, with Andrew keeping a close eye on production and Jane working closely with General Manager Lauran in the office. Adam resides as Managing Director, driving business forward with a 'if its not perfect, its not right' mentality.

1994

Business expanded and required larger premises, Spicer Tiles moved to Bethersden. Production expanded in line with demand for the highly sought after Spicer peg tiles.

2011


After being around the family business his whole life, Adam officially became part of the small team, learning every part of the process.

2014

The Spicer family expanded, rebranded and relocated in New Romney, to a facility capable of producing 300,000 tiles per month.



Andrew and Adam Spicer, test firing a new gas kiln - c.1995.





Square peg holes – an age old tradition for Kent pegs.

SPICER

Hand-made Tiles and Fittings

Our flagship range. With its unique pitted surface, handmade Spicer tiles are ideal where the benefits of a new clay tile is required, but with the blessing of an aged appearance. The pitted finish is designed to catch lichen to encourage weathering, and to seamlessly blend into rural environments. A tile with character, ideal for use on barn conversions or mixing in with second hand Kent peg tiles – All products are available as a peg or plain tile.



RED ANTIQUE



MEDIUM ANTIQUE



DARK ANTIQUE

Hanbury

clay roof tiles

Our handmade Hanbury tiles exhibit vibrant tones with subtle variation within each range. Ideal for new developments, yet not out of place on a traditional country manor – the perfect tile for a range of projects.

All standard pegs measure approx. 255mm x 150mm and plain tiles 265mm x 165mm.



APPLEDORE



HONEYWELL



BURMARSH

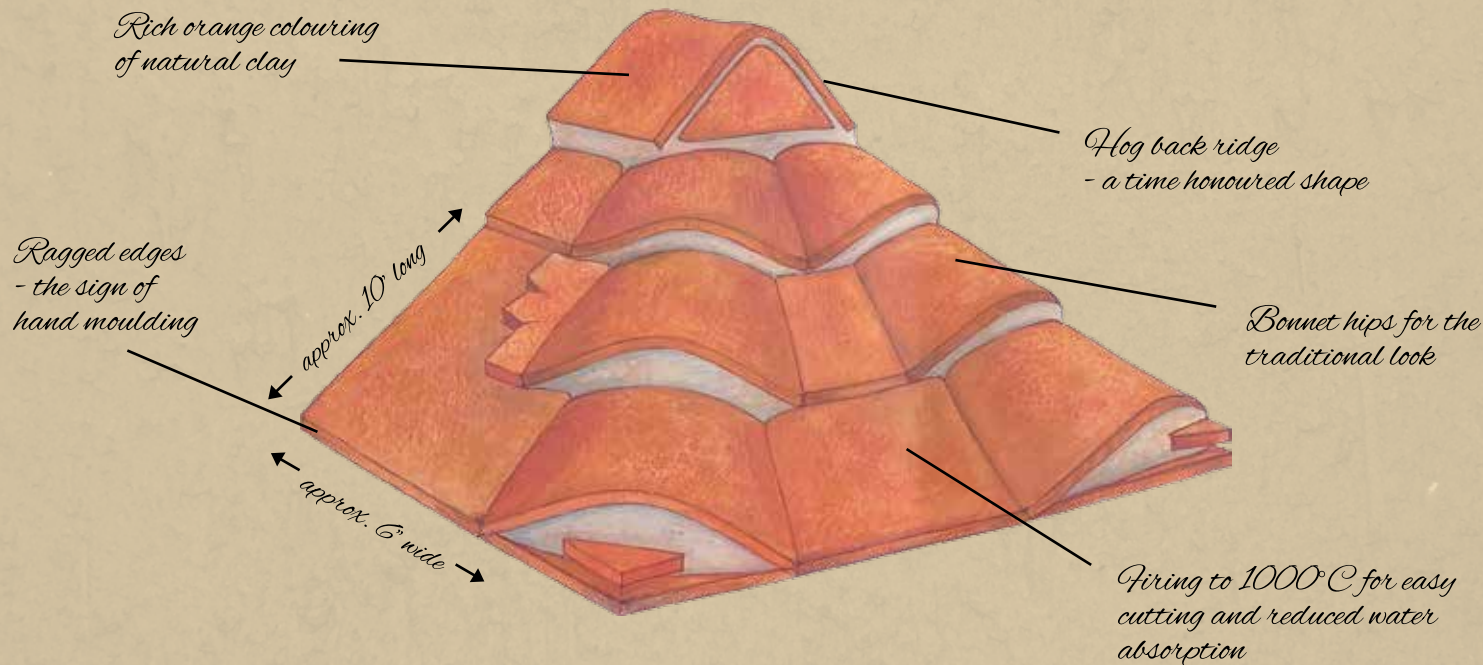


CHURCHLAND

SPICER

Hand-made Tiles and Fittings

Spicer Medium and Dark Antique fittings have been the tile of choice for roofers for decades for their unique ability to blend seamlessly with reclaimed tiles.



MEDIUM ANTIQUE
HOG BACK RIDGE



DARK ANTIQUE
HOG BACK RIDGE

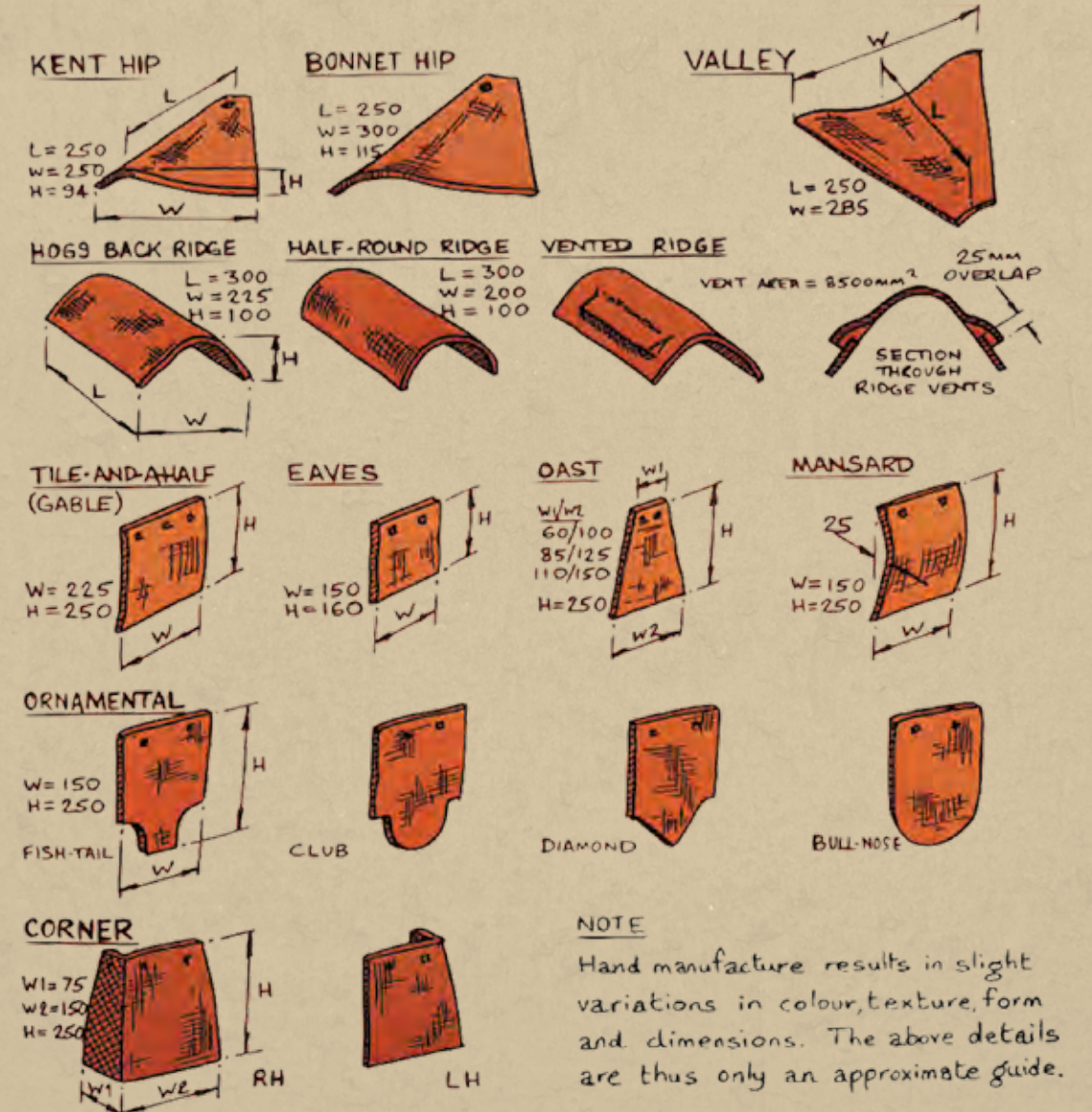


MEDIUM ANTIQUE
BONNET HIP



DARK ANTIQUE
BONNET HIP

A GUIDE TO SPICER HANDMADE FITTINGS





BARN STYLE POOL HOUSE – KENT

A blend of Spicer Medium and Dark antique peg tiles were used on this rural property deep in the Garden of England. Planning officers stipulated that tiles on the new development must suit the area and match with existing buildings. We worked closely with the contractor to create the blend which was needed, resulting in a roof which looked like it had been there for centuries.

Known as the flagship garden of The Royal Horticultural Society, and for being one of the great gardens of the world, this project was matched with our Hanbury Burmarsh right from the moment the idea was conceived. The Hanbury Burmarsh tile itself was born in 2013, exhibiting gentle variations in shade and shape, resulting in a textured appearance, giving deserved character to any property.

THE ROYAL HORTICULTURAL SOCIETY GARDEN - WISLEY





NEW DEVELOPMENT - CHALLOCK

At Spicer Tiles we believe in long term business relationships. Cox Restorations have been using Spicer Tiles for almost two decades, working closely with project managers on individual projects to ensure the most suitable tile is chosen and delivered on time.

This newly developed cluster of 3 properties was completed in summer 2018, using locally sourced materials where possible, and paying attention to every design detail.

Cox Restorations have a wealth of knowledge and experience in the restoration of period properties, using directly employed specialist craftsmen, whether this is bespoke joinery constructed in their own workshops, lime plastering, oak framed repairs, traditional flooring or high quality brickwork. These are all carried out with an understanding of the building in a way in which they become so utterly desirable.

Properties built or restored by Cox Restorations can be seen strewn across the Kent countryside, making it easy to see why Cox Restorations have an esteemed reputation – earned with decades of quality craftsmanship.



Specialists in the restoration of
traditional, historic buildings in Kent.





SOMERTON CASTLE - LINCOLNSHIRE

Working with architects Hoare, Ridge & Morris, Spicer Tiles were chosen to manufacture bespoke tiles for the roofing project at Somerton Castle in Lincolnshire.

A Grade I listed castle and also priority A on the English Heritage 'at risk' register, it was of utmost importance to make sure the tiles met the criteria to please the conservation officers involved as well as the architects.

Spicer Tiles set out to reproduce samples to match the original tiles size, shape and variations, including an unusual thickness. On approval, 25,000 tiles were produced and supplied to the project through Rinus Roofing Supplies.

Mark Hoare of Hoare, Ridge & Morris was pleased with the result.



GUIDED FACTORY TOUR

At Spicer Tiles we have an open door policy, we actively encourage our customers to visit our factory in Kent to see the processes we have in place, and offer a guided tour explaining the reasons behind each stage of manufacturing in detail.

From why the kiln has to be cooled at a certain rate, to how we achieve a “smile” on the face of our peg tiles, a feature of a true handmade clay roof tile.



**MADE IN
BRITAIN**

Founding Partner Jane Spicer — c. 1991.

TERRACOTTA FLOOR TILES

Using experience and expertise gained by producing handmade clay roof tiles, we began making terracotta floor tiles in 2006.

Made in a similar way to our roof tiles, our floor tiles have proved very popular and are a very good replica for original Victorian tiles which were often found in kitchens, porches, and paths of this era.



BRICK SHAPE

210mm x 100mm x 16mm



BRICK SLIP

210mm x 70mm x 16mm



9" X 9" WITH BORDER

225mm x 225mm x 16mm



THE SPICER WAY

Each individual tile passes through at least 8 pairs of hands before it finally reaches our customers. Each pair of hands is trained to check that each tile meets the required standards. Any waste products are recycled back through our clay processing machinery, even the fired tiles – nothing goes to waste.

Each batch of tiles is subject to our own strict "in-house" testing and tiles are regularly sent to Lucideon for independent testing. With this testing and confidence in our production processes and staff we are comfortable offering a 30 year guarantee.



”We encourage anyone who may be interested to visit our factory for a tour. We enjoy exhibiting the love and care which goes into each of our tiles. Our mission is to encourage the procurement of locally sourced building materials.”

Adam Spicer, Managing Director

TECHNICAL SPECIFICATION PEG TILES

Description	Roof	Vertical
Headlap (mm)	65mm	38mm
Min. roof pitch	40°	75°
Batten Spacing (mm)	95mm	105mm
Size of tile	255mm x 150mm	255mm x 150mm
Coverage	72 / m2	64 / m2
Cover width	150mm	150mm
Weight as laid	70Kg / m2	62Kg / m2
Battens per m2	10.5	9.5
Nail size / types for tiles - fixing	38mm x 3.5mm aluminium drop	38mm clout nail
Nail size / types for tiles - hanging	38mm x 3.5mm aluminium drop	38mm clout nail

TECHNICAL SPECIFICATION PLAIN TILES

Description	Roof	Vertical
Min. roof pitch	35°	75°
Batten Spacing (mm)	100mm	114mm
Size of tile	265mm x 165mm	265mm x 165mm
Coverage	60 / m2	53 / m2
Cover width	165mm	165mm
Weight as laid	69Kg / m2	61Kg / m2
Battens per m2	10	8.7
Nail size / types for tiles - fixing	38mm aluminium ring shank clout	38mm aluminium ring shank clout
Nail size / types for tiles - hanging	38mm aluminium ring shank clout	38mm aluminium ring shank clout



Craftsmen at The Weald & Downland Museum in West Sussex restoring the roof of an 18th century hay barn – to be covered in bespoke peg tiles.



*Available from all
good roofing merchants.*

**Spicer Tiles, Unit 20, Mountfield Road, New
Romney, Kent TN28 8LH**

01797 364777

www.spicertiles.co.uk

sales@acakent.co.uk